

15 Plafo>The LED Panel Plafo Round

62115F/W/W



16W LED slim plafo light, IP40, suitable for residential and commercial application.

Supplied with non-dimmable LED driver.


Complies with standard EN60598-1 and any other specific standards.




Downloads



Dimensions



Gallery







Physical Specification

Item Group	15 Plafo
Family	The LED Panel Plafo Round
Order Code	62115F/W/W
Colour	White
Material	Die Cast
Shape	Circular
Height	39mm

Diameter	240mm
Surface Ceiling	Yes
Indoor	Yes
Adjustable	No

Electrical Characteristics


Gear	External-Included
Fitting + Driver	
Input Voltage	220-240V
50 Hz	Yes
60 Hz	Yes
Safety Class	
Power(Watts)	16W
IP Rating	IP40
Light Source	LED built in
Dimmable	No
F Mark	

Fitting	
Input Type	Constant Current
Input Current	500mA
Voltage	28V
Safety Class	
Power(Watts)	14W
IP Rating	IP40
Light Source	LED built in
LED Type	SMD 2016
LED Brand	Sanan
F Mark	

Gear

Gear Type	Led Driver
Input Voltage	220-240V
50 Hz	Yes
60 Hz	Yes
Power(Watts)	12-14W
Power Factor	0,9
Constant Current	Yes
500mA	24-28V
IP Rating	IP20
Safety Class	
Dimmable	No
Housing Material	Plastic
Output Terminal	Cable
Manufacturer	KEGU

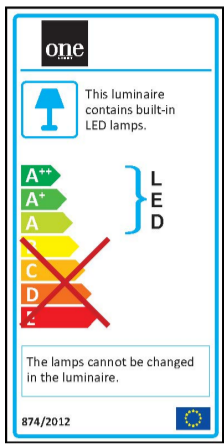
Illumination Data

Colour Temperature	3000K
Lumen Output	1006lm
Light Efficiency	67,06lm/W
CRI	80
Illumination Diagram	

Packing Info

Box Length	25,5cm
Box Width	24,5cm
Box Height	4,5cm
Box Weight	1,2kg
Pcs/Carton	10
Barcode	5291889035886

Energy Label



Certification & Warranty

Warranty

2 Years

Weee Directive

Yes

switch to
one light!

